

Adding Photos & Videos to Facebook

Sign Up for an account or **Login** if you already have an account at www.facebook.com

Email Password

Keep me logged in [Forgot your password?](#)

Search for Shuswap Photos & Videos
Click **Join Group**

Sign Up

It's free and anyone can join

First Name:
Last Name:
Your Email:
New Password:
I am: Select Sex:
Birthday: Month: Day: Year:
Why do I need to provide this?

[Create a Page for a celebrity, band or business.](#)

facebook



Name: **Shuswap Photos & Videos**
Type: Common Interest
Members: 11 members

Adding Photos

On the “Shuswap Photos & Videos” group, go to the **photos** tab up at the top.

facebook

Shuswap Photos & Videos


[Wall](#) [Info](#) [Discussions](#) [Photos](#) [Video](#) [Events](#)


Click on the “+ Add group photos” button to add one of your photographs.

Add from my Photos allows you to add an existing photo from one of your current albums

[Edit Photos](#) [Add from my Photos](#) [Upload Photos](#) [Back to Photos | Shuswap Photos & Videos](#)

All photos that you add or upload to a group will be visible to everyone in the group.

 **Canyon Of Fire**
Created at 18:44 on 11 September 2008

 **and you ask WHY?**
Created at 17:43 on 11 September 2008

Upload Photos allows you to add a photo from your computer.

Click **Browse** to choose pictures then click **Upload Photos**

Edit Photos | **Add from my Photos** | **Upload Photos** Back to Photos | Shuswap Photos & Videos

Photos:
You can upload
JPG, GIF or PNG
files.

I certify that I have the right to distribute these photos and that they do not violate the [Terms of Use](#).

or

The file size limit is 5 MB. If your upload does not work, try uploading a smaller picture.

Enter descriptions, tags, category etc and the challenge completed and click **Save Changes**

 **Edit album - Shuswap Photos & Videos**


Upload Complete

You have successfully uploaded one photo.

Edit Photos | **Add from my Photos** | **Upload Photos** Back to Photos | Shuswap Photos & Videos

Caption:

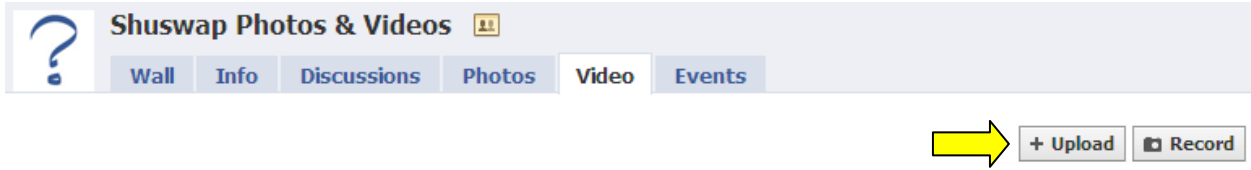
In this photo: No one.
Click on people in the photo to tag them.



Remove this photo.

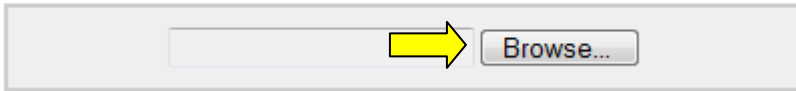
Videos

On the “Shuswap Photos & Videos” Group and go to the **Videos** tab at the top and click on the “+Upload” button to upload pictures from your computer.



Select a file using the **browse** button. All videos added to this group will be visible to everyone.

Select a video file on your computer.



Enter the Title and Description, then click **Save Info** when the video is finished uploading.

